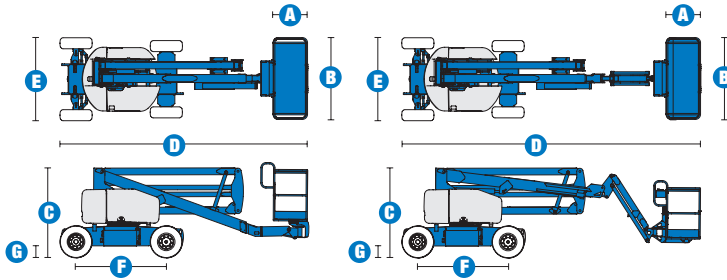


Specifications



MODELS	Z™-45/25 DC & Bi		Z™-45/25J DC & Bi	
MEASUREMENTS	Metric	US	Metric	US
Working height maximum*	15.87 m	52 ft 1 in	15.94 m	52 ft 3 in
Platform height maximum	13.87 m	45 ft 6 in	13.94 m	45 ft 8 in
Horizontal reach maximum	7.62 m	25 ft	7.65 m	25 ft 1 in
Up-and-over clearance maximum	7.04 m	23 ft 1 in	7.24 m	23 ft 8 in
A Platform length	76 cm	2 ft 6 in	76 cm	2 ft 6 in
B Platform width	1.83 m	6 ft	1.83 m	6 ft
C Height - stowed	2 m	6 ft 7 in	2 m	6 ft 7 in
D Length - stowed	5.56 m	18 ft 3 in	6.83 m	22 ft 5 ft
E Width	1.79 m	5 ft 10.5 in	1.79 m	5 ft 10.5 in
F Wheelbase	2.03 m	6 ft 8 in	2.03 m	6 ft 8 in
G Ground clearance - centre	24 cm	9.5 in	24 cm	9.5 in

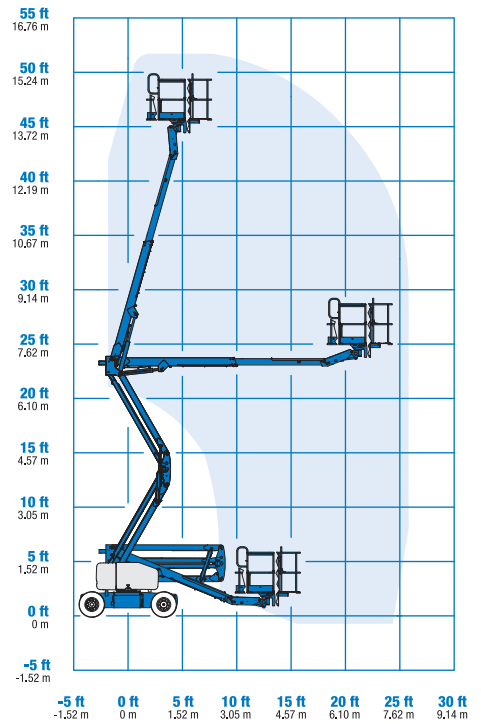
PRODUCTIVITY				
Lift capacity	227 kg	500 lbs	227 kg	500 lbs
Platform rotation	180°	180°	160°	160°
Vertical jib rotation	---	---	135°	135°
Turntable rotation	355° non-continuous		355° non-continuous	
Turntable tailswing	zero	zero	zero	zero
Drive speed - stowed	4.8 km/h	3.0 mph	4.8 km/h	3.0 mph
Drive speed - raised **	1.1 km/h	0.68 mph	1.1 km/h	0.68 mph
Gradeability - stowed***	30%	30%	30%	30%
Turning radius - inside	1.83 m	6 ft	1.83 m	6 ft
Turning radius - outside	4.26 m	14 ft	4.26 m	14 ft
Controls	24 V DC proportional		24 V DC proportional	
Tyres (foam filled)	23 x 37 cm	9 x 14.5 in	23 x 37 cm	9 X 14.5 in

POWER				
Power source - DC	48 V DC (eight 6 V batteries, 350 Ah capacity)			
Power source - Bi-Energy	48 V DC (eight 6 V batteries, 350 Ah capacity) with Kubota 12 hp (8.9 kW) diesel driven alternator			
Auxiliary power unit	24 V DC	24 V DC	24 V DC	24 V DC
Hydraulic tank capacity	30.3 L	8 gal	30.3 L	8 gal
Fuel tank capacity	34.1 L	9 gal	34.1 L	9 gal

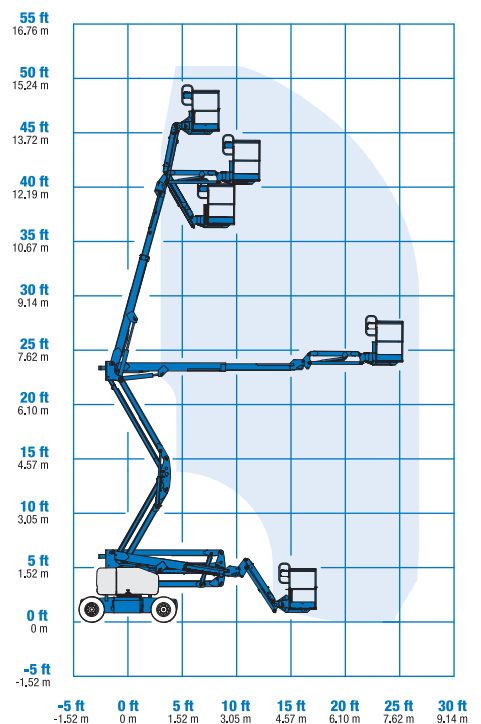
WEIGHT****				
CE DC (foam filled tyres)	7,310 kg	16,116 lbs	7,741 kg	17,066 lbs
CE Bi-energy (foam filled tyres)	7,537 kg	16,616 lbs	7,967 kg	17,564 lbs

STANDARDS COMPLIANCE	CE EN280, PB-10-611-03
----------------------	------------------------

RANGE OF MOTION Z™-45/25



RANGE OF MOTION Z™-45/25J



* The metric equivalent of working height adds 2 m to platform height. U.S. adds 6 ft to platform height.
 ** In lift mode (platform raised), the machine is designed to operate on firm, level surfaces only.
 *** Gradeability applies to driving on slopes. See operator's manual for details regarding slope ratings.
 **** Weight will vary depending on options and/or country standards.

Features

EASILY CONFIGURED TO MEET YOUR NEEDS

PLATFORM OPTIONS

- Steel 1.83 m (6 ft) (standard)
- Steel 1.22 m or 1.52 m (4 ft or 5 ft)

JIB OPTIONS

- Non-jib
- Articulating 1.52 m (5 ft) jib boom

POWER

- 48 V DC (eight 6 V 350 Ah batteries)

BATTERY CHARGING OPTIONS

- 25 Amp 48 V onboard charger
- Onboard alternator powered by Kubota diesel 8.9 kW (12 hp) engine

TYRE OPTIONS

- Industrial foam-filled (standard)
- Industrial air
- Industrial non-marking air or foam-filled

STANDARD FEATURES

MEASUREMENTS

Z™-45/25

- 15.87 m (52 ft 1 in) working height
- 7.62 m (25 ft) horizontal reach
- 7.04 m (23 ft 1 in) up-and-over clearance
- Up to 227 kg (500 lb) lift capacity

Z™-45/25J

- 15.94 m (52 ft 3 in) working height
- 7.65 m (25 ft 1 in) horizontal reach
- 6.73 m (22 ft 1 in) up-and-over clearance
- Up to 227 kg (500 lb) lift capacity

PRODUCTIVITY


- Self-levelling platform
- Hydraulic platform rotation
- Fully proportional controls
- Thumb rocker steer
- Drive enable
- AC power to platform
- Horn
- Hour meter
- Tilt alarm
- 355° non-continuous turntable rotation
- Zero tailswing
- Certified load sensor

* Reduces platform capacity to 200 kg (440 lbs)

STANDARD FEATURES

POWER

- 48 V DC deep cycle battery pack
- 24 V DC auxiliary power
- Battery charge indicator - BCI (Bi-energy only)



OPTIONS & ACCESSORIES

PRODUCTIVITY

- Platform swing gate
- Half-mesh platform inserts with swing gate
- Platform top auxiliary rail
- Air line to platform
- Fire resistant hydraulic oil
- Biodegradable hydraulic oil
- Standard aircraft protection package*
- Deluxe aircraft protection package*
- Tool tray
- Fluorescent tube caddy
- Pipe cradle (pair)
- Alarm package (flashing beacon and travel alarm)
- Platform works lights
- Lockable platform control box covers
- Tow package

POWER

- Battery charge indicator - BCI (DC only)
- Low voltage interrupt with BCI
- Inverter (DC only)

UK

Millennium House
Brunel Drive
Newark NG24 2DE
UK
Tel: +44 (0)1476 584333
Fax: +44 (0)1476 584334

France

10, ZA de la Croix St. Mathieu
28320 Gallardon
France
Tel: +33 (0)2 37 26 09 99
Fax: +33 (0)2 37 26 09 98

Germany

Finienweg 3
28832 Achim/Bremen
Germany
Tel: +49 (0)4202 8852-0
Fax: +49 (0)4202 8852-25

Spain

Gaià 31, Pol. Ind. Plá d'en Coll
08110 Montcada i Reixac
Barcelona
Spain
Tel: +34 93 572 50 90
Fax: +34 93 572 50 91

Scandinavia

Importgatan 17
422 46 Hisings Backa
Sweden
Tel: +46 31 57 51 00
Fax: +46 31 57 90 20

Middle East

Terex Middle East
PO Box 282325, Dubai
U.A.E.
Tel: +971 4 885 8030
Fax: +971 4 885 6364
Email: awp.infome@terex.com

Genie United States

18340 NE 76th Street
P.O. Box 97030
Redmond, WA
USA 98073-9730
Tel: +1 425 881-1800
Fax: +1 425 883-3475

Email: AWP-InfoEurope@terex.com

Distributed By: