

# MANIACCESS


■ **100 SC**  
**120 SC**





## Self-propelled rough terrain scissor lift


- Working height: 9.92 to 11.75 m
- Platform height: 7.92 to 9.75 m
- S.W.L.: 567 kg (100 SC)  
454 kg (120 SC)
- Extension of the platform: 1.10 m
- Platform size: 2.51 m x 1.55 m
- Diesel Engine 25 HP
- 4 wheel drive
- Brake on 4 wheels
- Proportional controls

# 100 SC / 120 SC

|                                                                                                               | 100 SC | 120 SC  |
|---------------------------------------------------------------------------------------------------------------|--------|---------|
|  <b>Working height</b> ..... | 9.92 m | 11.75 m |
| <b>Platform height</b> .....                                                                                  | 7.92 m | 9.75 m  |
| <b>S.W.L.</b> .....                                                                                           | 567 kg | 454 kg  |
| <b>Occupancy of platform</b> (int/ext).....                                                                   | 4/4    | 4/2     |


|                                                                                                                                   |               |
|-----------------------------------------------------------------------------------------------------------------------------------|---------------|
|  <b>Max. wind speed</b> (for external use) ..... | 45 km/h       |
| <b>Platform dimensions</b> .....                                                                                                  | 2.51 x 1.55 m |


|                                                                                                        |                  |
|--------------------------------------------------------------------------------------------------------|------------------|
|  <b>1 Width</b> ..... | 1.73 m           |
| <b>2 Length</b> (with stab).....                                                                       | 3.43 m           |
| <b>3 Length</b> (with extension) .....                                                                 | 4.19 m           |
| <b>4 Height</b> .....                                                                                  | 2.32 m    2.57 m |
| <b>5 Height rails lowered</b> .....                                                                    | 1.70 m    1.83 m |


|                                                                                                                   |                    |
|-------------------------------------------------------------------------------------------------------------------|--------------------|
|  <b>6 Ground clearance</b> ..... | 0.20 m             |
| <b>7 Wheelbase</b> .....                                                                                          | 1.85 m             |
| <b>Inside turning radius</b> .....                                                                                | 1.52 m             |
| <b>Outside turning radius</b> .....                                                                               | 3.68 m             |
| <b>Working speed</b> .....                                                                                        | 0.8 km/h           |
| <b>Travelling speed</b> .....                                                                                     | 6.1 km/h           |
| <b>Speed</b> (raise/lower) .....                                                                                  | 30/35 s    40/37 s |

|                                                                                                          |                       |
|----------------------------------------------------------------------------------------------------------|-----------------------|
|  <b>IC Engine</b> ..... | Kubota D-1105 - 25 hp |
|----------------------------------------------------------------------------------------------------------|-----------------------|

|                                                                                                                              |              |
|------------------------------------------------------------------------------------------------------------------------------|--------------|
|  <b>Gradeability on rough terrain</b> ..... | 35 %    30 % |
|------------------------------------------------------------------------------------------------------------------------------|--------------|

|                                                                                                                 |         |
|-----------------------------------------------------------------------------------------------------------------|---------|
|  <b>Hydraulic tank</b> ..... | 62.5 l. |
| <b>Diesel tank</b> .....                                                                                        | 56.8 l. |

|                                                                                                                    |           |
|--------------------------------------------------------------------------------------------------------------------|-----------|
|  <b>Foam filled tyres</b> ..... | 26x12x380 |
| 4 wheel drive / 2 wheel steer                                                                                      |           |

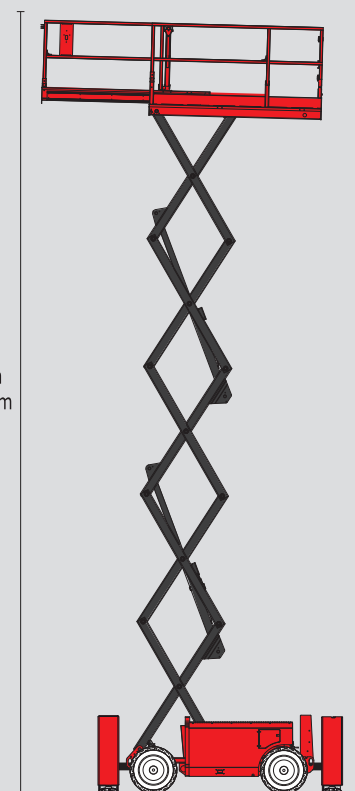
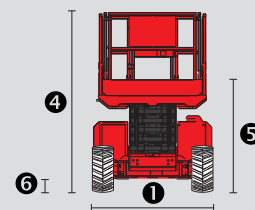
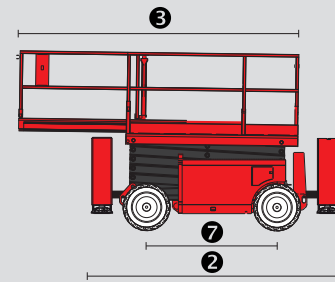
|                                                                                                         |                    |
|---------------------------------------------------------------------------------------------------------|--------------------|
|  <b>Weight</b> ..... | 3751 kg    4259 kg |
| with foam filled tyres, with stab.                                                                      |                    |

## Standard equipments

- Automatic levelling stabilizers
- Proportional controls
- Foam filled tyres
- Non slippery floor deck
- Swing gate for easy access to platform
- Folding guardrails
- On board diagnostic
- Removable control box
- 230 V predisposition
- Horn
- Audible and visual tilt and overload alarm
- Lowering alarm
- Descent alarm

## Options

- Airline predisposition
- Working lights
- Non marking tyres
- Biodegradable oil
- Flashing beacons



100 SC : 9,92 m  
120 SC : 11,75 m

100 SC : 7,92 m  
120 SC : 9,75 m

The indicated specifications are not binding on the maker and may be modified without notice. The Manitou trucks presented in this brochure may be fitted with optional items of equipment.



MANITOU BF SA

B.P. 249 - 44158 Ancenis Cedex - France  
Tel. : 33 2 40 09 10 11 / Export Department Fax : 33 2 40 09 10 97  
www.manitou.com

700444EN\_A\_1010\_100SC\_120SC.qxd

